



Kitchen & Cabinet Handles

Designer Range



Best Service. Best Value. Best Advice.



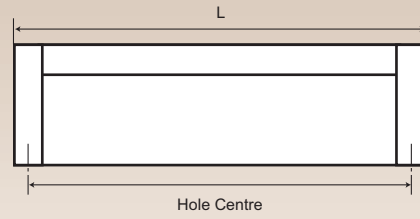
Add the final persona to your kitchen.

Contemporary, innovative or classical, select the perfect handle for the perfect finishing touch.

Lincoln Sentry's Range of European inspired handle and knob collections, offers a variety of modern solutions for any modern interior design. From the clean square lines popular today or the latest trends of flush handle solutions, the range presents a timeless finishing touch to any kitchen.

- 04** Flush Handles
- 08** Aluminium Handles
- 12** Metal Handles
- 24** Metal Pulls
- 26** Metal Knobs
- 30** Ceramic/Plastic Handles & Knobs
- 30** Metal Handles Grecian/Iron Bark Collection
- 31** Miscellaneous Handles

Flush Handle Range



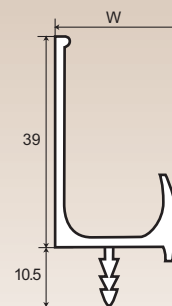
Serion

Description	Hole Centre	Screw Type	Length	Height	Code
Aluminium	152mm	M4 x 8mm	162mm x 59mm		1-536-106
Aluminium	320mm	M4 x 8mm	330mm x 59mm		1-536-112
Aluminium	608mm	M4 x 8mm	618mm x 59mm		1-536-115



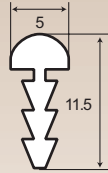
Aligee

Description	Height	Length x Width	Code
Aluminium	36mm	2000mm x 19mm	1-536-100
Aluminium	30mm	2000mm x 16mm	1-536-101



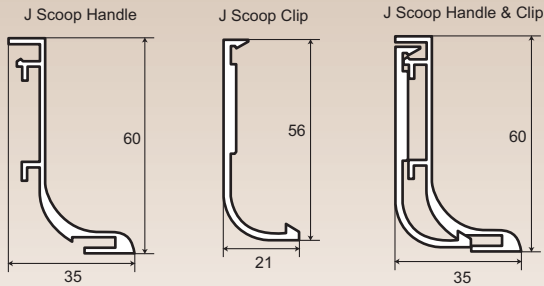

Elle

Description	Length x Width	Code
Aluminium High Back	2000mm x 19mm	1-536-102
Aluminium High Back	2000mm x 16mm	1-536-103



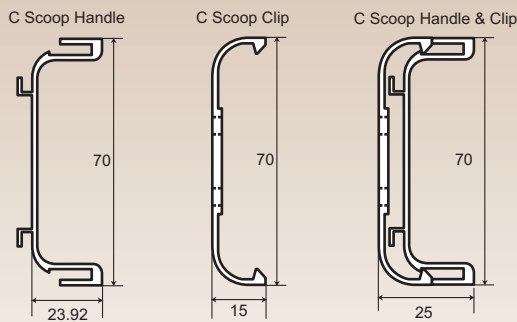
Tear Drop

Description	Length x Height	Code
Clear Anodised Aluminium	2000mm	1-536-270




Shadow J Scoop

Description	Screw Type	Length x Height	Code
J Scoop, Clear Anodised Aluminium		2000mm	1-536-274
Steel Clip suits J Scoop	Uni Chipboard 16mm		1-536-275

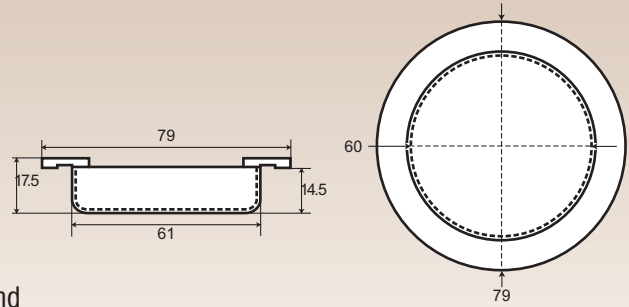


Shadow C Scoop

Description	Screw Type	Length x Height	Code
C Scoop, Clear Anodised Aluminium		2000mm	1-536-272
Steel Clip suits C Scoop	Uni Chipboard 16mm		1-536-273



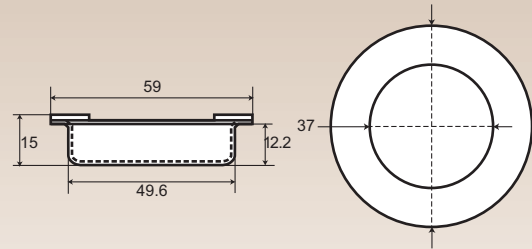
Flush Handle Range



Portland

Description	Routed	Routed Depth	Ø	Code
Natural Brushed Stainless Steel	61mm	14.5mm	79mm	1-536-318
Polished Stainless Steel	61mm	14.5mm	79mm	1-536-320

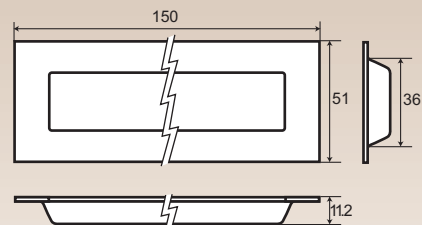

Suits 16 & 18mm board



Portland

Description	Routed	Routed Depth	Ø	Code
Natural Brushed Stainless Steel	49.6mm	12.2mm	59mm	1-536-322
Polished Stainless Steel	49.6mm	12.2mm	59mm	1-536-324

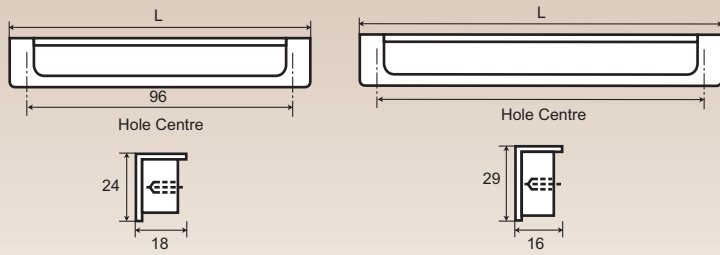
Suits 16 & 18mm board



Chelsea

Description	Routed	Routed Depth	Length x Height	Code
Natural Brushed Stainless Steel	127mm x 36mm	9.5mm	150mm x 51mm	1-536-316

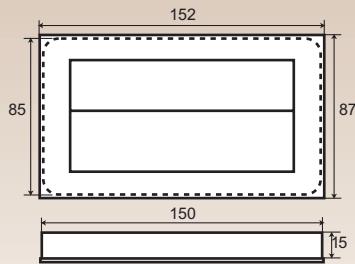

Suits 16 & 18mm board



Alto

Description	Routed	Routed Depth	Screw Type	Length x Height	Code
Silver Grey Metallic	100mm x 19mm	12.8mm	M4 x 10mm	108mm x 24mm	1-537-150
Silver Grey Metallic	134mm x 26.4mm	13.2mm	M4 x 10mm	150mm x 29mm	1-537-152

Suits 16 & 18mm board



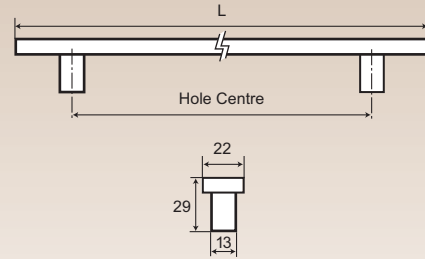
eMotion

Description	Routed	Routed Depth	Length x Height	Code
Stainless Steel Colour	150mm x 85mm	15mm	152mm x 87mm	1-537-100
Polished Chrome Colour	150mm x 85mm	15mm	152mm x 87mm	1-537-102
Matt Chrome Colour	150mm x 85mm	15mm	152mm x 87mm	1-537-104
Aluminium Colour	150mm x 85mm	15mm	152mm x 87mm	1-537-106

Suits 18mm board

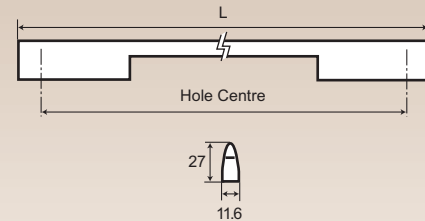


Aluminium Handles



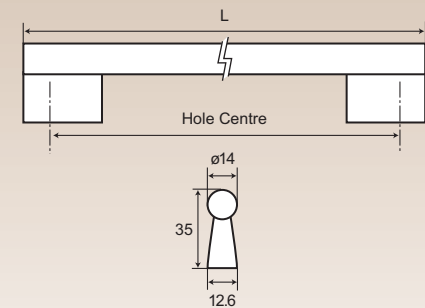
Riviera

Description	Hole Centre	Screw Type	Length	Code
Aluminium	160mm	M4 x 22mm	220mm	1-534-404
Aluminium	352mm	M4 x 22mm	410mm	1-534-410
Aluminium	660mm	M4 x 22mm	720mm	1-534-416



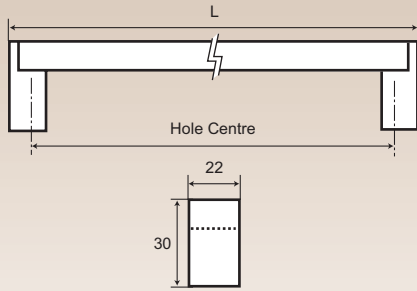
Moritz

Description	Hole Centre	Screw Type	Length	Code
Aluminium	288mm	M4 x 22mm	319mm	1-534-460
Aluminium	352mm	M4 x 22mm	383mm	1-534-461
Aluminium	660mm	M4 x 22mm	692mm	1-534-464



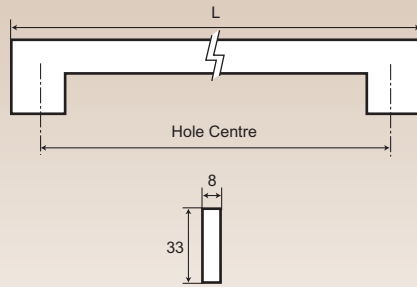
La Cru

Description	Hole Centre	Screw Type	Length	Code
Aluminium	160mm	M4 x 22mm	173mm	1-534-451
Aluminium	352mm	M4 x 22mm	365mm	1-534-454
Aluminium	660mm	M4 x 22mm	673mm	1-534-457



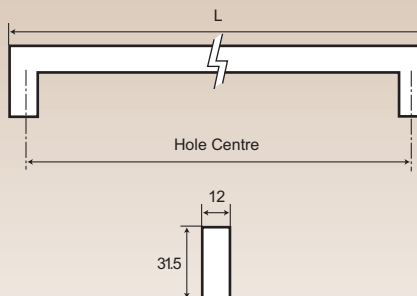
Rogue

Description	Hole Centre	Screw Type	Length	Code
Aluminium	160mm	M4 x 22mm	183mm	1-534-422
Aluminium	352mm	M4 x 22mm	375mm	1-534-424
Aluminium	660mm	M4 x 22mm	683mm	1-534-427



Elysee

Description	Hole Centre	Screw Type	Length	Code
Aluminium	160mm	M4 x 22mm	184mm	1-534-442
Aluminium	224mm	M4 x 22mm	248mm	1-534-444
Aluminium	352mm	M4 x 22mm	392mm	1-534-446

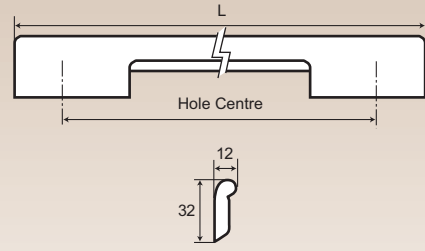


Valantino

Description	Hole Centre	Screw Type	Length	Code
Aluminium	160mm	M4 x 22mm	173mm	1-534-470
Aluminium	352mm	M4 x 22mm	365mm	1-534-472
Aluminium	608mm	M4 x 22mm	621mm	1-534-474

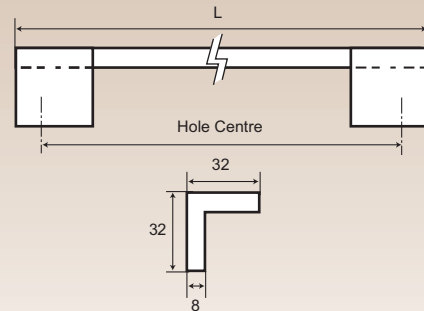



Aluminium Handles



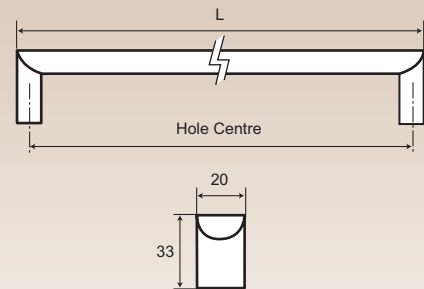
Avalon

Description	Hole Centre	Screw Type	Length	Code
Aluminium	160mm	M4 x 22mm	210mm	1-534-480
Aluminium	320mm	M4 x 22mm	370mm	1-534-482
Aluminium	608mm	M4 x 22mm	658mm	1-534-484



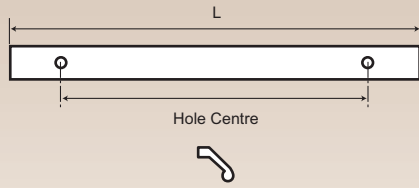
Monaco

Description	Hole Centre	Screw Type	Length	Code
Aluminium	160mm	M4 x 22mm	184mm	1-534-490
Aluminium	320mm	M4 x 22mm	352mm	1-534-492
Aluminium	608mm	M4 x 22mm	678mm	1-534-494



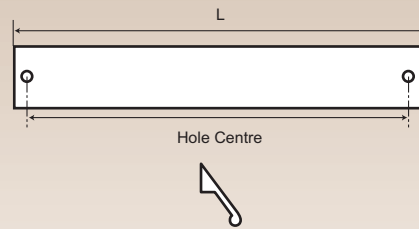
Glace

Description	Hole Centre	Screw Type	Length	Code
Aluminium	96mm	M4 x 22mm	106mm	1-534-430
Aluminium	128mm	M4 x 22mm	138mm	1-534-431
Aluminium	160mm	M4 x 22mm	170mm	1-534-432
Aluminium	192mm	M4 x 22mm	202mm	1-534-433
Aluminium	224mm	M4 x 22mm	234mm	1-534-434
Aluminium	288mm	M4 x 22mm	298mm	1-534-435
Aluminium	352mm	M4 x 22mm	362mm	1-534-436
Aluminium	660mm	M4 x 22mm	670mm	1-534-439



Linux

Description	Hole Centre	Screw Type	Length	Code
Aluminium	96mm	M4 x 20mm	120mm x 27mm	1-536-123
Aluminium	160mm	M4 x 20mm	190mm x 27mm	1-536-126
Aluminium	224mm	M4 x 20mm	255mm x 27mm	1-536-129

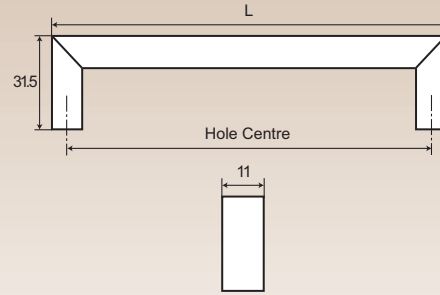


Nexion

Description	Hole Centre	Screw Type	Length	Code
Aluminium	32mm	M4 x 20mm	56mm x 19mm	1-536-140
Aluminium	128mm	M4 x 20mm	150mm x 19mm	1-536-143
Aluminium	224mm	M4 x 20mm	248mm x 19mm	1-536-146
Aluminium	320mm	M4 x 20mm	364mm x 19mm	1-536-149
Aluminium	608mm	M4 x 20mm	652mm x 19mm	1-536-152

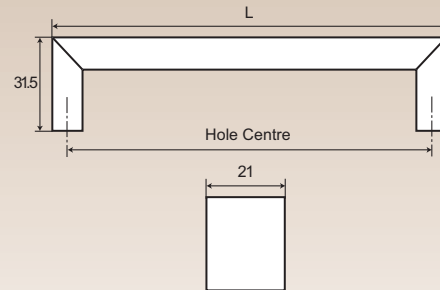


Metal Handles



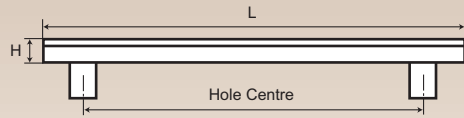
Margo

Description	Hole Centre	Screw Type	Length x Height	Code
Dull Nickle	96mm	M4 x 25mm	105mm x 25mm	1-534-200
Dull Chrome	96mm	M4 x 25mm	105mm x 25mm	1-534-202
Polished Chrome	96mm	M4 x 25mm	105mm x 25mm	1-534-204
Dull Nickle	128mm	M4 x 25mm	135mm x 25mm	1-534-206
Dull Chrome	128mm	M4 x 25mm	135mm x 25mm	1-534-208
Polished Chrome	128mm	M4 x 25mm	135mm x 25mm	1-534-210
Dull Nickle	160mm	M4 x 25mm	166mm x 25mm	1-534-212
Dull Chrome	160mm	M4 x 25mm	166mm x 25mm	1-534-214
Polished Chrome	160mm	M4 x 25mm	166mm x 25mm	1-534-216
Stainless Steel Colour	160mm	M4 x 25mm	166mm x 25mm	1-534-217
Dull Nickle	224mm	M4 x 25mm	230mm x 25mm	1-534-218
Dull Chrome	224mm	M4 x 25mm	230mm x 25mm	1-534-220
Polished Chrome	224mm	M4 x 25mm	230mm x 25mm	1-534-222



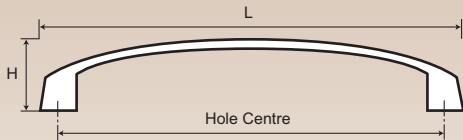
Quatro

Description	Hole Centre	Screw Type	Length x Height	Code
Dull Chrome	96mm	M4 x 25mm	105mm x 22mm	1-534-176
Stainless Steel Colour	96mm	M4 x 25mm	105mm x 22mm	1-534-178
Dull Chrome	128mm	M4 x 25mm	137mm x 22mm	1-534-180
Stainless Steel Colour	128mm	M4 x 25mm	137mm x 22mm	1-534-182
Dull Chrome	160mm	M4 x 25mm	170mm x 22mm	1-534-184
Stainless Steel Colour	160mm	M4 x 25mm	170mm x 22mm	1-534-186



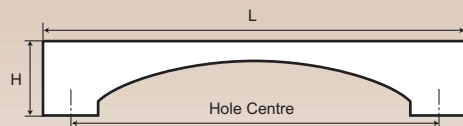
Platino

Description	Hole Centre	Screw Type	Length x Height	Code
Silver	128mm	M4 x 40mm	178mm x 30mm	1-536-200
Silver	192mm	M4 x 40mm	242mm x 30mm	1-536-203
Silver	320mm	M4 x 40mm	380mm x 30mm	1-536-206



Kibo

Description	Hole Centre	Screw Type	Length x Height	Code
Polished Chrome	160mm	M4 x 22mm	178mm x 26mm	1-536-260
Satin Chrome	160mm	M4 x 22mm	178mm x 26mm	1-536-262

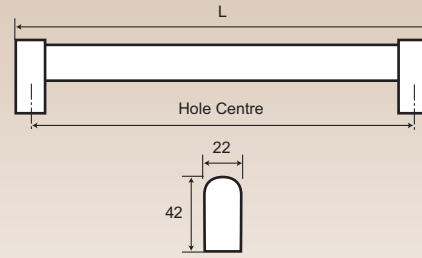


Madison

Description	Hole Centre	Screw Type	Length x Height	Code
Polished Chrome	96mm	M4 x 22mm	120mm x 22mm	1-536-220
Satin Chrome	96mm	M4 x 22mm	120mm x 22mm	1-536-224
Polished Chrome	128mm	M4 x 22mm	150mm x 22mm	1-536-222
Satin Chrome	128mm	M4 x 22mm	150mm x 22mm	1-536-226

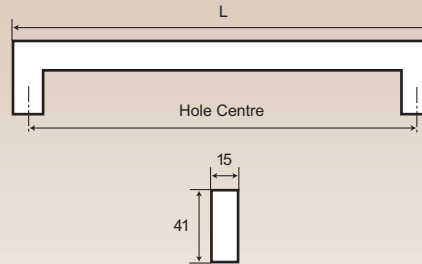


Metal Handles



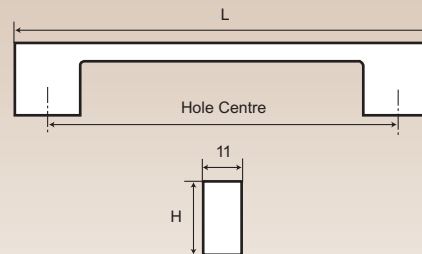
Turino

Description	Hole Centre	Screw Type	Length x Height	Code
Stainless Steel Colour	192mm	M4 x 25mm	202mm x 42mm	1-536-166
Stainless Steel Colour	256mm	M4 x 25mm	266mm x 42mm	1-536-169
Stainless Steel Colour	608mm	M4 x 25mm	618mm x 42mm	1-536-172



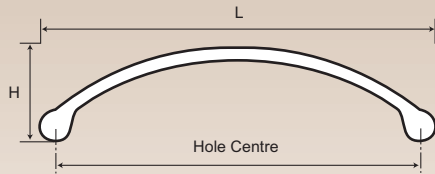
Platini

Description	Hole Centre	Screw Type	Length x Height	Code
Stainless Steel	128mm	M4 x 25mm	143mm x 41mm	1-536-183
Stainless Steel	192mm	M4 x 25mm	211mm x 41mm	1-536-186
Stainless Steel	320mm	M4 x 25mm	335mm x 41mm	1-536-189




Masimo

Description	Hole Centre	Screw Type	Length x Height	Code
Polished Chrome	96mm	M4 x 22mm	120mm x 25mm	1-536-210
Satin Chrome	96mm	M4 x 22mm	120mm x 25mm	1-536-214
Polished Chrome	160mm	M4 x 22mm	194mm x 30mm	1-536-212
Satin Chrome	160mm	M4 x 22mm	194mm x 30mm	1-536-216

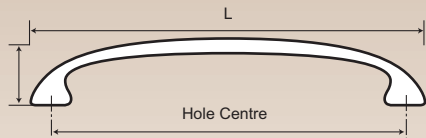


Miro

Description	Hole Centre	Screw Type	Length x Height	Code
Polished Chrome	96mm	M4 x 20mm	110mm x 27mm	1-536-240
Satin Chrome	96mm	M4 x 20mm	110mm x 27mm	1-536-244
Polished Chrome	128mm	M4 x 20mm	142mm x 30mm	1-536-242
Satin Chrome	128mm	M4 x 20mm	142mm x 30mm	1-536-246




1-536-242



Cuffia

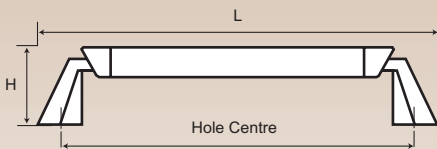
Description	Hole Centre	Screw Type	Length x Height	Code
Dull Chrome	96mm	M4 x 22mm	115mm x 25mm	1-534-122
Dull Chrome	128mm	M4 x 22mm	145mm x 25mm	1-534-124
Dull Chrome	160mm	M4 x 22mm	180mm x 30mm	1-534-126
Dull Chrome	224mm	M4 x 22mm	245mm x 30mm	1-534-128



1-534-126

Giallo (Not shown)

Description	Hole Centre	Screw Type	Length x Height	Code
Dull Nickle	96mm	M4 x 22mm	112mm x 23mm	1-535-010



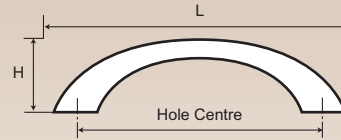
Rhombus Pillar Handle

Description	Hole Centre	Screw Type	Length x Height	Code
Brush Chrome Bar Polished Chrome Ends	96mm	M4 x 22mm	115mm x 30mm	1-535-400
Brush Chrome Bar Polished Chrome Ends	126mm	M4 x 22mm	145mm x 30mm	1-535-450



1-535-450

Metal Handles

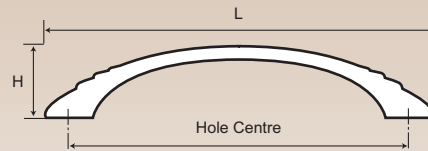


Arch Pull - Zinc Alloy

Description	Hole Centre	Screw Type	Length x Height	Code
Polished Chrome	40mm	M4 x 22mm	56mm x 24mm	1-535-600
Satin Chrome	40mm	M4 x 22mm	56mm x 24mm	1-535-602
Satin Nickle	40mm	M4 x 22mm	56mm x 24mm	1-535-606
Polished Brass	40mm	M4 x 22mm	56mm x 24mm	1-535-608
Polished Chrome	96mm	M4 x 20mm	114mm x 29mm	1-535-580
Satin Chrome	96mm	M4 x 20mm	114mm x 29mm	1-535-582
Black Nickle	96mm	M4 x 20mm	114mm x 29mm	1-535-584
Satin Nickle	96mm	M4 x 20mm	114mm x 29mm	1-535-586
Polished Brass	96mm	M4 x 20mm	114mm x 29mm	1-535-588
Polished Chrome	128mm	M4 x 20mm	148mm x 30mm	1-535-510
Satin Chrome	128mm	M4 x 20mm	148mm x 30mm	1-535-515
Black Nickle	128mm	M4 x 20mm	148mm x 30mm	1-535-520
Satin Nickle	128mm	M4 x 20mm	148mm x 30mm	1-535-525

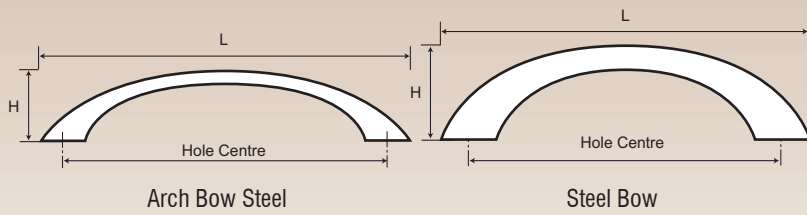
Square Arch Pull - Zinc Alloy (Not shown)

Description	Hole Centre	Screw Type	Length x Height	Code
Satin Nickle	96mm	M4 x 22mm	123mm x 29mm	1-535-570



Ripple Bow

Description	Hole Centre	Screw Type	Length x Height	Code
Polished Chrome	96mm	M4 x 20mm	130mm x 27mm	1-535-070
Satin Chrome	96mm	M4 x 20mm	130mm x 27mm	1-535-072
Polished Chrome	128mm	M4 x 20mm	161mm x 27mm	1-535-075
Satin Chrome	128mm	M4 x 20mm	161mm x 27mm	1-535-077

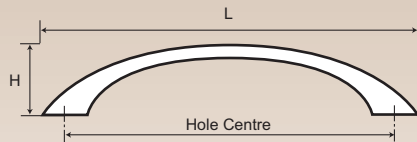


Arch Bow Steel

Description	Hole Centre	Screw Type	Length x Height	Code
Satin Chrome	96mm	M4 x 20mm	121mm x 25mm	1-545-514
Polished Chrome	96mm	M4 x 20mm	121mm x 25mm	1-545-515
Satin Nickle	128mm	M4 x 20mm	152mm x 30mm	1-545-100
Polished Chrome	128mm	M4 x 20mm	152mm x 30mm	1-545-103
Satin Chrome	128mm	M4 x 20mm	152mm x 30mm	1-545-109
Satin Nickle	160mm	M4 x 20mm	190mm x 32mm	1-545-200
Polished Chrome	160mm	M4 x 20mm	190mm x 32mm	1-545-203
Satin Chrome	160mm	M4 x 20mm	190mm x 32mm	1-545-209
Satin Nickle	224mm	M4 x 20mm	263mm x 32mm	1-545-300
Polished Chrome	224mm	M4 x 20mm	263mm x 32mm	1-545-303
Satin Chrome	224mm	M4 x 20mm	263mm x 32mm	1-545-309
Satin Nickle	256mm	M4 x 20mm	300mm x 32mm	1-545-400
Polished Chrome	256mm	M4 x 20mm	300mm x 32mm	1-545-403
Satin Chrome	256mm	M4 x 20mm	300mm x 32mm	1-545-409
Satin Nickle	288mm	M4 x 20mm	337mm x 32mm	1-545-500
Polished Chrome	288mm	M4 x 20mm	337mm x 32mm	1-545-503
Satin Chrome	288mm	M4 x 20mm	337mm x 32mm	1-545-509

Steel Bow (Not shown)

Description	Hole Centre	Screw Type	Length x Height	Code
Satin Chrome	96mm	M4 x 20mm	115mm x 30mm	1-545-560
Polished Chrome	96mm	M4 x 20mm	115mm x 30mm	1-545-562
Satin Chrome	128mm	M4 x 20mm	115mm x 30mm	1-545-570

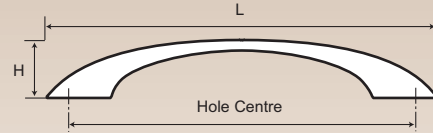


Shark Bow

Description	Hole Centre	Screw Type	Length x Height	Code
Polished Chrome	110mm	M4 x 20mm	138mm x 30mm	1-536-250
Satin Chrome	110mm	M4 x 20mm	138mm x 30mm	1-536-254
Polished Chrome	185mm	M4 x 20mm	230mm x 32mm	1-536-252
Satin Chrome	185mm	M4 x 20mm	230mm x 32mm	1-536-256

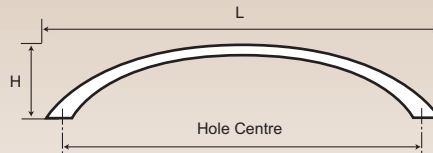


Metal Handles



Nouvea

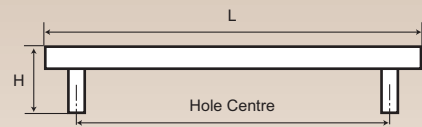

Description	Hole Centre	Screw Type	Length x Height	Code
Polished Chrome	96mm	M4 x 22mm	145mm x 22mm	1-535-460



Trax Bow

Description	Hole Centre	Screw Type	Length x Height	Code
Polished Chrome	96mm	M4 x 20mm	121mm x 24mm	1-536-230
Satin Chrome	96mm	M4 x 20mm	121mm x 24mm	1-536-234
Polished Chrome	128mm	M4 x 20mm	153mm x 25mm	1-536-232
Satin Chrome	128mm	M4 x 20mm	153mm x 25mm	1-536-236

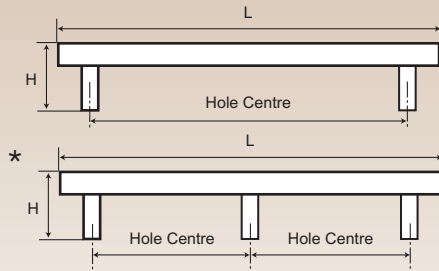
1-536-236



Titan Rail and Post

Description	Hole Centre	Screw Type	Ø	Length x Height	Code
Stainless Steel	96mm	M4 x 25mm	12mm	136mm x 35mm	1-546-000
Stainless Steel	128mm	M4 x 25mm	12mm	168mm x 35mm	1-546-006
Polished Chrome	128mm	M4 x 25mm	12mm	168mm x 35mm	1-546-008
Dull Chrome	128mm	M4 x 25mm	12mm	168mm x 35mm	1-546-010
Stainless Steel	160mm	M4 x 25mm	12mm	200mm x 35mm	1-546-012
Stainless Steel	192mm	M4 x 25mm	12mm	232mm x 35mm	1-546-018
Stainless Steel	288mm	M4 x 25mm	12mm	328mm x 35mm	1-546-024
Polished Chrome	288mm	M4 x 25mm	12mm	328mm x 35mm	1-546-026
Dull Chrome	288mm	M4 x 25mm	12mm	328mm x 35mm	1-546-028
Stainless Steel	352mm	M4 x 25mm	12mm	392mm x 35mm	1-546-030
Stainless Steel	384mm	M4 x 25mm	12mm	424mm x 35mm	1-546-036


1-546-006



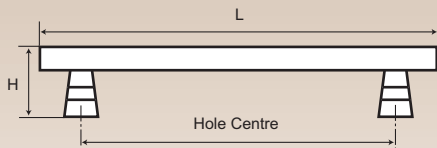
Ralpo

Description	Hole Centre	Screw Type	Ø	Length x Height	Code
Stainless Steel	96mm	M4 x 25mm	10mm	136mm x 35mm	1-546-050
Stainless Steel	128mm	M4 x 25mm	10mm	168mm x 35mm	1-546-052
Stainless Steel	160mm	M4 x 25mm	10mm	200mm x 35mm	1-546-054
Stainless Steel	192mm	M4 x 25mm	10mm	232mm x 35mm	1-546-056
Stainless Steel	224mm	M4 x 25mm	10mm	264mm x 35mm	1-546-058
Stainless Steel	288mm	M4 x 25mm	10mm	328mm x 35mm	1-546-060
Stainless Steel	352mm	M4 x 25mm	10mm	392mm x 35mm	1-546-062
Stainless Steel	448mm	M4 x 25mm	10mm	488mm x 35mm	1-546-064
Stainless Steel*	560mm	M4 x 25mm	10mm	600mm x 35mm	1-546-066
Stainless Steel*	660mm	M4 x 25mm	10mm	700mm x 35mm	1-546-068
Stainless Steel*	760mm	M4 x 25mm	10mm	800mm x 35mm	1-546-070
Stainless Steel*	960mm	M4 x 25mm	10mm	1000mm x 35mm	1-546-072

*Marked handles have centre mounting pillars.



1-546-054

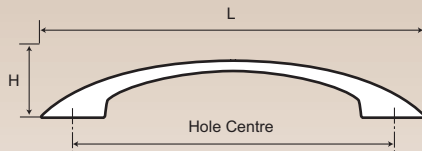


Pillar "D" Brass Handle

Description	Hole Centre	Screw Type	Length x Height	Code
Polished Chrome	96mm	M4 x 22mm	126mm x 26mm	1-555-530



XXXXXXXXXX



Marz Bar

Description	Hole Centre	Screw Type	Length x Height	Code
Matt Chrome	128mm	M4 x 22mm	153mm x 27mm	1-555-580

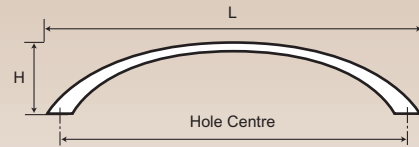
Crown (Not shown)

Polished Chrome (with feet)	128mm	M4 x 22mm	162mm x 30mm	1-535-045
-----------------------------	-------	-----------	--------------	-----------



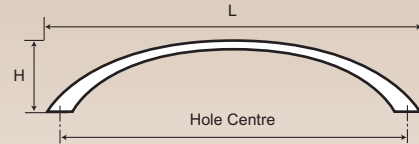
1-555-580

Metal Handles



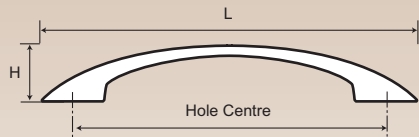
Apollo I

Description	Hole Centre	Screw Type	Length x Height	Code
Stainless Steel coloured	96mm	M4 x 20mm	105mm x 32mm	1-535-030



Apollo II

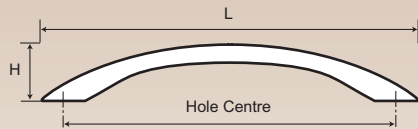
Description	Hole Centre	Screw Type	Length x Height	Code
Stainless Steel coloured	128mm	M4 x 20mm	140mm x 30mm	1-535-035



Mercury

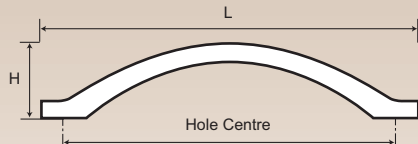
Description	Hole Centre	Screw Type	Length x Height	Code
Brushed Nickel	96mm	M4 x 20mm	150mm x 25mm	1-535-000
Satin Chrome	96mm	M4 x 20mm	150mm x 25mm	1-535-002
Brushed Nickel	128mm	M4 x 20mm	185mm x 22mm	1-535-005

1-535-005



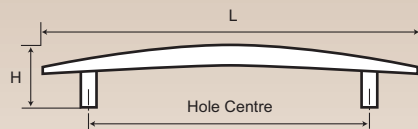
Modula

Description	Hole Centre	Screw Type	Length x Height	Code
Stainless Steel coloured	128mm	M4 x 22mm	150mm x 25mm	1-534-164



Collina

Description	Hole Centre	Screw Type	Length x Height	Code
Polished Chrome	128mm	M4 x 20mm	155mm x 30mm	1-534-158
Dull Nickle	128mm	M4 x 20mm	155mm x 30mm	1-534-160
Dull Chrome	128mm	M4 x 20mm	155mm x 30mm	1-534-162

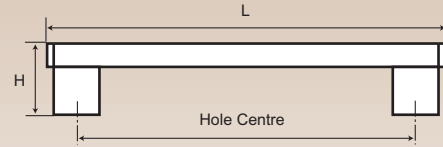


Delfino

Description	Hole Centre	Screw Type	Length x Height	Code
Stainless Steel Colour	96mm	M4 x 25mm	145mm x 30mm	1-534-136
Stainless Steel Colour	128mm	M4 x 25mm	185mm x 32mm	1-534-138
Stainless Steel Colour	160mm	M4 x 25mm	215mm x 35mm	1-534-140

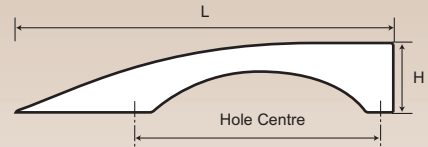


Metal Handles



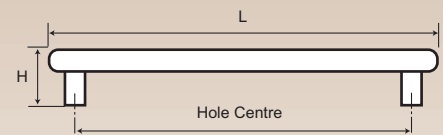
Tasto

Description	Hole Centre	Screw Type	Length x Height	Code
Stainless Steel coloured	128mm	M4 x 25mm	165mm x 32mm	1-534-100
Stainless Steel coloured	160mm	M4 x 25mm	200mm x 32mm	1-534-102



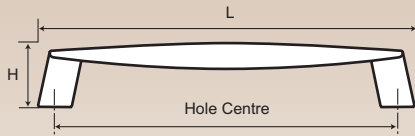
Guggenheim

Description	Hole Centre	Screw Type	Length x Height	Code
Polished Chrome RH 96mm		M4 x 22mm	155mm x 28mm	1-536-266
Polished Chrome LH 96mm		M4 x 22mm	155mm x 28mm	1-536-268



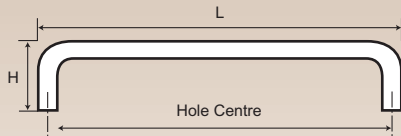
"S" shape

Description	Hole Centre	Screw Type	Length x Height	Code
Polished Chrome on Brass	96mm	M4 x 25mm	110mm x 22mm	1-555-520



Rhino

Description	Hole Centre	Screw Type	Length x Height	Code
Brushed Nickel	128mm	M4 x 22mm	150mm x 30mm	1-535-065

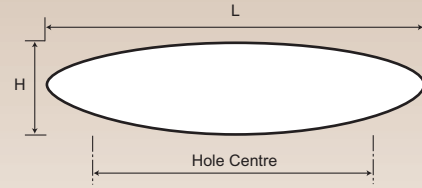


"D" Steel Handles

Description	Hole Centre	Screw Type	Ø	Length x Height	Code
Satin Chrome	76mm	M4 x 22mm	8mm	85mm x 30mm	1-545-518
Polished Chrome	96mm	M4 x 22mm	8mm	105mm x 30mm	1-545-520
Satin Chrome	96mm	M4 x 22mm	8mm	105mm x 30mm	1-545-522
Polished Chrome	96mm	M4 x 25mm	10mm	105mm x 30mm	1-545-524
Satin Chrome	96mm	M4 x 25mm	10mm	105mm x 35mm	1-545-526
Polished Chrome	160mm	M4 x 25mm	10mm	169mm x 30mm	1-534-146
Satin Chrome	160mm	M4 x 25mm	10mm	169mm x 30mm	1-534-148
Polished Chrome	288mm	M4 x 25mm	10mm	297mm x 30mm	1-534-108
Satin Chrome	288mm	M4 x 25mm	10mm	297mm x 30mm	1-534-110

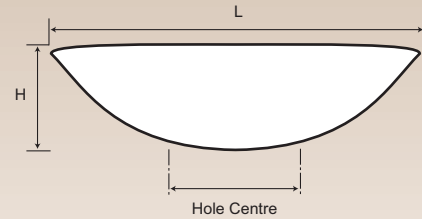


Metal Pulls



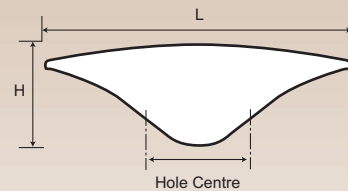
Scallop Pull

Description	Hole Centre	Screw Type	Length x Height	Code
Satin Chrome	96mm	M4 x 20mm	130mm x 25mm	1-535-206
Black Nickle	96mm	M4 x 20mm	130mm x 25mm	1-535-209



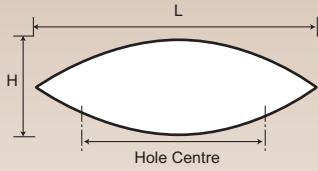
Tidal Pull

Description	Hole Centre	Screw Type	Length x Height	Code
Satin Nickle	96mm	M4 x 20mm	130mm x 25mm	1-535-150
Satin Chrome	32mm	M4 x 20mm	90mm x 26mm	1-535-159



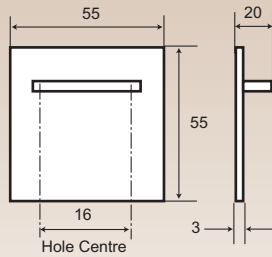
Crest Pull

Description	Hole Centre	Screw Type	Length x Height	Code
Satin Chrome	16mm	M4 x 20mm	50mm x 16mm	1-535-109



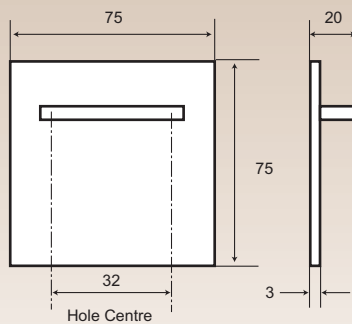
Eye-lid

Description	Hole Centre	Screw Type	Length x Height	Code
Satin Nickle	32mm	M4 x 20mm	130mm x 25mm	1-535-225
Polished Chrome	32mm	M4 x 20mm	45mm x 16mm	1-535-228
Satin Chrome	32mm	M4 x 20mm	45mm x 16mm	1-535-234



Zara

Description	Hole Centre	Screw Type	Length x Height	Code
Brushed Satin	16mm	M4 x 25mm	55mm x 55mm	1-534-326

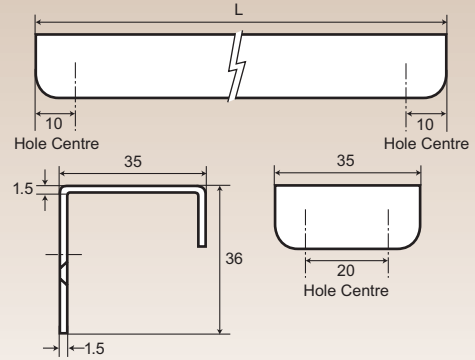



Zara

Description	Hole Centre	Screw Type	Length x Height	Code
Brushed Satin	32mm	M4 x 25mm	75mm x 75mms	1-534-328



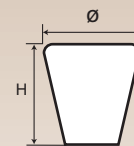
Metal Pulls



Greenwich

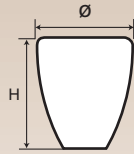
Description	Hole Centre	Length x Height	Code
Polished Stainless Steel	20mm	35mm x 36mm	1-536-300
Polished Stainless Steel	80mm	100mm x 36mm	1-536-302
Polished Stainless Steel	180mm	200mm x 36mm	1-536-304
Polished Stainless Steel	280mm	300mm x 36mm	1-536-306
Natural Brushed Stainless Steel	20mm	35mm x 36mm	1-536-308
Natural Brushed Stainless Steel	80mm	100mm x 36mm	1-536-310
Natural Brushed Stainless Steel	180mm	200mm x 36mm	1-536-312
Natural Brushed Stainless Steel	280mm	300mm x 36mm	1-536-314

Metal Knobs



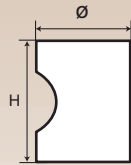
Konico Knob (Straight Conical)

Description	Screw Type	Ø x Height	Code
Aluminium	M4 x 22mm	15mm x 22mm	1-536-155



Konico Knob (Round Conical)

Description	Screw Type	Ø x Height	Code
Aluminium	M4 x 22mm	15mm x 22mm	1-536-157

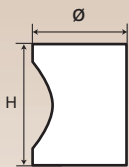


Cylinder Knob

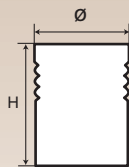
Description	Screw Type	Ø x Height	Code
Satin Chrome	M4 x 25mm	12mm x 20mm	1-565-554
Polished Chrome	M4 x 25mm	25mm x 32mm	1-565-562
Satin Chrome	M4 x 25mm	25mm x 32mm	1-565-564
Satin Chrome	M4 x 25mm	18mm x 25mm	1-565-567
Polished Chrome	M4 x 25mm	18mm x 25mm	1-565-568



1-565-554



Dexion




Pilatus

Dexion

Description	Screw Type	Width x Height	Code
Aluminium	M4 x 22mm	18mm x 25mm	1-536-159

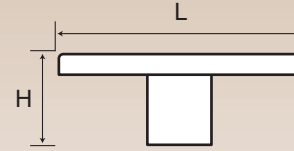
Pilatus (Not shown)

Description	Screw Type	Width x Height	Code
Dull Nickle (with Gold Ring)	M4 x 22mm	18mm x 26mm	1-565-570



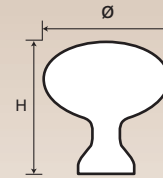
1-536-159

Metal Knobs



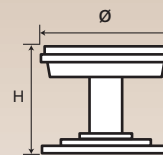
Graduate

Description	Screw Type	Length x Height	Code
Satin Chrome	M4 x 22mm	45mm x 16mm	1-536-198



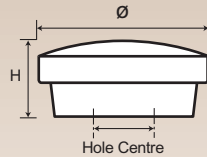
Football Knob

Description	Screw Type	Ø x Height	Code
Polished Chrome	M4 x 25mm	28mm x 30mm	1-555-592
Satin Chrome	M4 x 25mm	28mm x 30mm	1-555-594
Dull Nickle	M4 x 25mm	28mm x 30mm	1-555-598
Polished Chrome	M4 x 25mm	14mm x 35mm	1-555-602
Satin Chrome	M4 x 25mm	14mm x 35mm	1-555-604



Flat Solid Brass Knob

Description	Screw Type	Ø x Height	Code
Polished Chrome	M4 x 25mm	24mm x 20mm	1-556-061


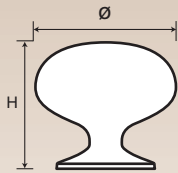


Neptune

Description	Hole Centre	Screw Type	Length x Height	Code
Brushed Nickle	16mm	M4 x 22mm	45mm x 20mm	1-555-650
Satin Chrome	16mm	M4 x 22mm	45mm x 20mm	1-555-652




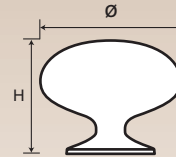
1-555-650



1-556-994

Hollow Brass Knob - No Backplate


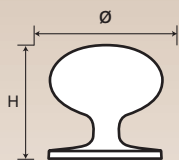
Description	Screw Type	Ø x Height	Code
Polished Brass	M4 x 25mm	32mm x 28mm	1-555-992
Polished Chrome	M4 x 25mm	32mm x 28mm	1-555-994



1-556-011

Plain Solid Brass Knob

Description	Screw Type	Ø x Height	Code
Polished Chrome	M4 x 25mm	30mm x 24mm	1-556-011
Satin Chrome	M4 x 25mm	30mm x 24mm	1-556-013
Satin Nickle	M4 x 25mm	30mm x 24mm	1-556-017
Polished Brass	M4 x 25mm	30mm x 24mm	1-556-019




1-534-132

Porcino

Description	Screw Type	Ø x Height	Code
Dull Chrome	M4 x 25mm	30mm x 30mm	1-534-132
Polished Chrome	M4 x 25mm	30mm x 30mm	1-534-130

Ceramic/Plastic Handles & Knobs

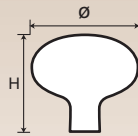
Ceramic Knobs



1-576-030



1-576-036



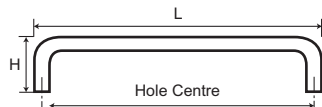
Mushroom 840

Description	Screw Type	Ø x Height	Code
White	M4 x 25mm	35mm x 32mm	1-576-030
Almond Ivory	M4 x 25mm	35mm x 32mm	1-576-036
Brass Back Plate 840			1-576-042
Chrome Back Plate 840			1-576-044

Plastic Handles & Knobs

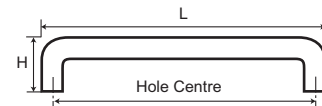


1-506-3026




Flat "D" Handle

Description	Hole Centre	Screw Type	Length x Height	Code
White	96mm	M4 x 22mm	110mm x 32mm	1-506-323
Folkstone	96mm	M4 x 22mm	110mm x 32mm	1-506-309
New Antique White	96mm	M4 x 22mm	110mm x 32mm	1-506-3026

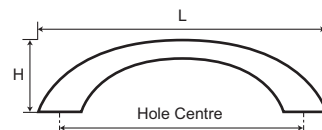


Round "D" Handle

Description	Hole Centre	Screw Type	Length x Height	Code
White	96mm	M4 x 22mm	110mm x 38mm	1-506-168



1-505-005

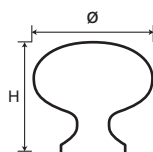


Arch Bow

Description	Hole Centre	Screw Type	Length x Height	Code
White	96mm	M4 x 22mm	132mm x 30mm	1-505-065
New Antique White	96mm	M4 x 22mm	132mm x 30mm	1-505-005



1-507-223



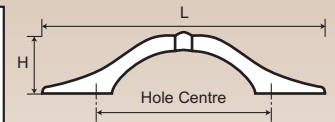
Mushroom Knob

Description	Screw Type	Ø x Height	Code
White	M4 x 25mm	38mm x 35mm	1-507-223
New Antique White	M4 x 25mm	38mm x 35mm	1-507-222

Metal Handles Grecian/Iron Bark Collection



1-534-006

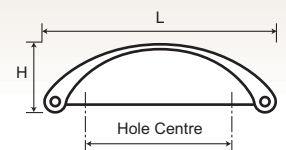


Grecian

Description	Hole Centre	Screw Type	Length x Height	Code
Antique Black	76mm	M4 x 22mm	138mm x 30mm	1-534-006
Antique Brass	76mm	M4 x 22mm	138mm x 30mm	1-534-010



1-534-012

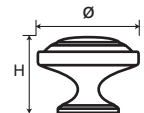


Grecian Cup

Description	Hole Centre	Screw Type	Length x Height	Code
Antique Black	64mm	M4 x 20mm	105mm x 30mm	1-534-012
Antique Brass	64mm	M4 x 20mm	105mm x 30mm	1-534-016



1-534-400

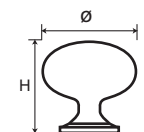


Grecian Fluted

Description	Screw Type	Ø x Height	Code
Antique Black	M4 x 25mm	34mm x 25mm	1-534-000
Antique Brass	M4 x 25mm	34mm x 25mm	1-534-004



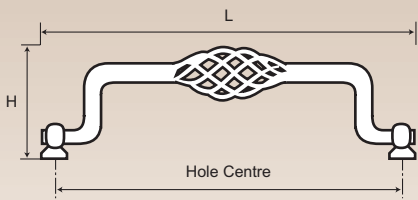
1-534-018



Grecian Plain

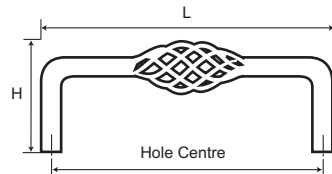
Description	Screw Type	Ø x Height	Code
Antique Black	M4 x 25mm	30mm x 30mm	1-534-018
Antique Brass	M4 x 25mm	30mm x 30mm	1-534-022

Miscellaneous Handles



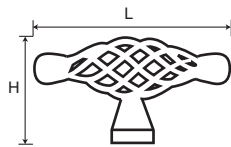
Iron Bark Drawer

Description	Hole Centre	Screw Type	Length x Height	Code
Antique Brass	128mm	M4 x 22mm	132mm x 40mm	1-534-028
Black	128mm	M4 x 22mm	132mm x 40mm	1-534-030



Iron Bark "D" Pull

Description	Hole Centre	Screw Type	Length x Height	Code
Antique Brass	96mm	M4 x 22mm	104mm x 40mm	1-534-040
Black	96mm	M4 x 22mm	104mm x 40mm	1-534-042



Iron Bark "T" Pull

Description	Screw Type	Length x Height	Code
Antique Brass	M4 x 22mm	70mm x 38mm	1-534-036
Black	M4 x 22mm	70mm x 38mm	1-534-038



1-535-630

Flush Pull-1030

Description	Hole Centre	Length x Width	Code
Polished Brass	101mm	114mm x 12mm	1-535-630
Polished Chrome	101mm	114mm x 12mm	1-535-632
Satin Chrome	101mm	114mm x 12mm	1-535-634



Chest Handle

Description	Length x Width	Code
Bright Zinc	90mm x 10mm	1-535-750

Mach 1 Ring Pull (Not Shown)

Description	Screw Type	Length x Width	Code
Antique English	M4 x 15mm	54mm x 23mm	1-536-905



Finger Ring Pull

Description	Ø	Code
Nickel Plated	19mm	1-536-853



1-556-096

Cup Pull

Description	Hole Centre	Length x Width	Code
Solid Brass	70mm	84mm x 18mm	1-556-096
Matt Black	70mm	84mm x 18mm	1-556-097



1-556-098

Shell Pull

Description	Hole Centre	Length x Width	Code
Solid Brass	76mm	89mm x 17mm	1-556-098
Matt Black	76mm	89mm x 17mm	1-556-099



Combination "D"

Description	Hole Centre	Screw Type	A x B (mm)	Code
Maple/S.B Black Ends	96mm	M4 x 25mm	128mm x 30mm	1-586-400



Best Service. Best Value. Best Advice.

www.lincolnsentry.com.au